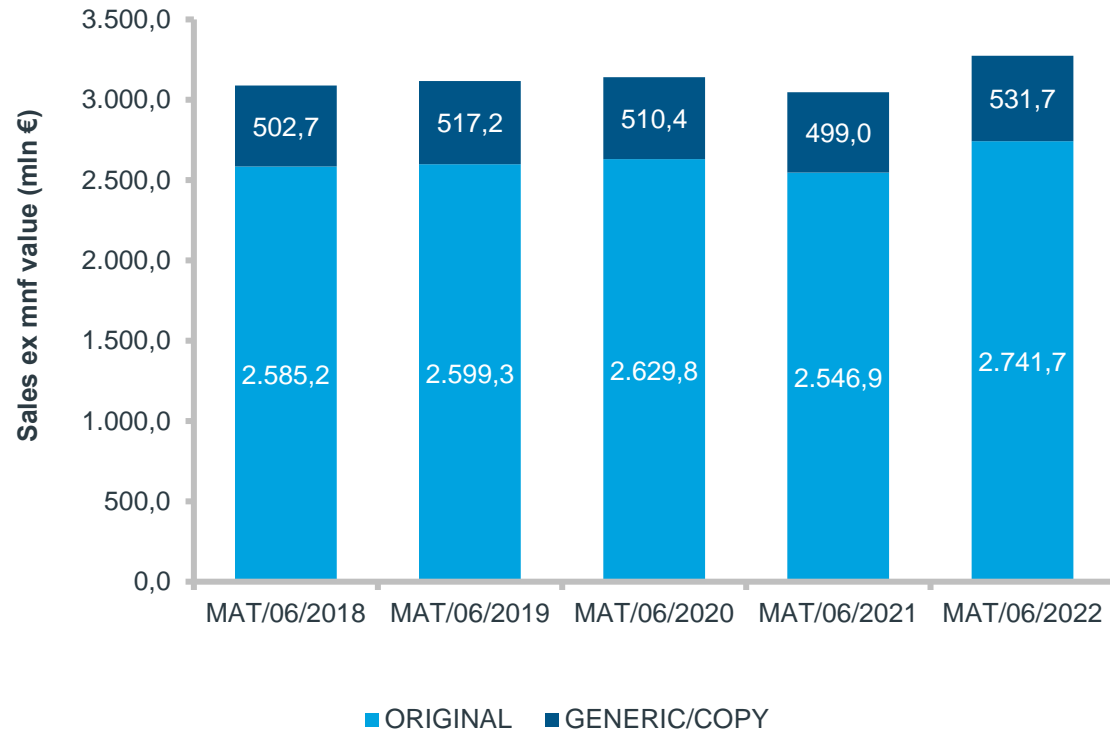


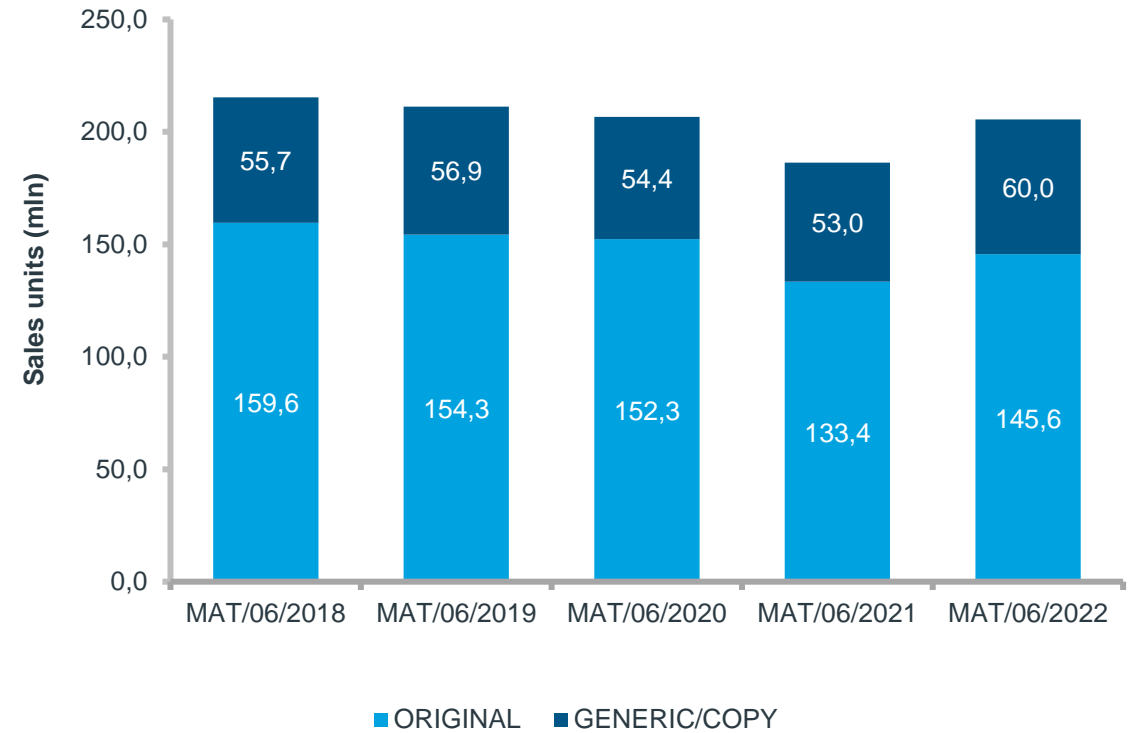
The Belgian retail market is worth €3,27 billion

It shows growth in both value and units for the current MAT

Sales Evolution – Value ex-mnf



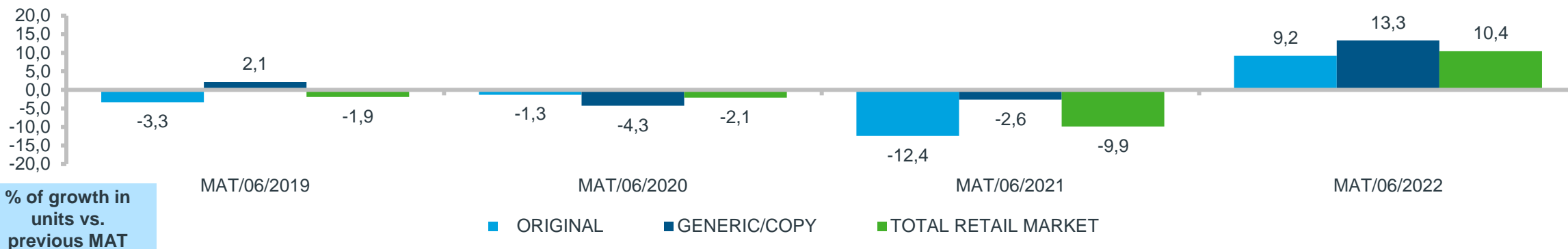
Sales Evolution – Units



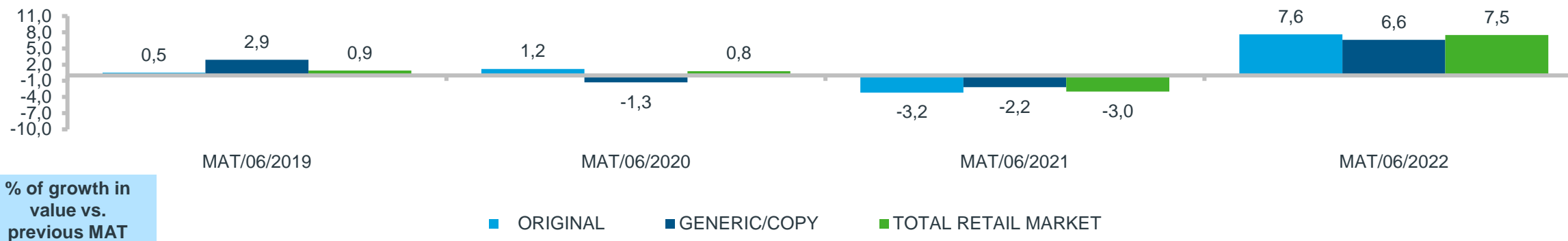
Source: IQVIA – LMPB services – Selling In data

Retail market BE: original vs generics

The total retail market in units shows an increase of 10,4%, where the generic/copy grows with 13,3% (Sales Evolution – Units)



In value, the total retail grows with 7,5%, while the generic/copy market also shows an increase of 6,6% (Sales Evolution – Value)



Source: IQVIA – LMPB services – Selling In data

The top 10 best selling ATC classes in retail in units and value (registered products)

Top 10 Best Selling ATC classes in retail	Units abs. MAT/06/2022	% of BE Retail Market	Top 10 Best Selling ATC classes in retail	Value abs. MAT/06/2022	% of BE Retail Market
N02 ANALGESIQUES	24,541,882	11.9	L04 IMMUNOSUPPRESSEURS	350,916,690	10.7
N05 PSYCHOLEPTIQUES	13,722,731	6.7	B01 THROMBOLYTIQUES	274,209,499	8.4
A02 A-ACID.A-FLATUL.A-ULCER.	9,918,477	4.8	A10 ANTIDIABETIQUES	221,449,410	6.8
R01 ANTIINF DECONGEST RHINO	9,008,537	4.4	R03 ANTIASTHM & COPD PRDTS	209,799,471	6.4
R05 ANTITUSSIFS PREP BRONCH	8,677,597	4.2	N02 ANALGESIQUES	174,645,677	5.3
A10 ANTIDIABETIQUES	8,253,599	4.0	N05 PSYCHOLEPTIQUES	145,713,738	4.5
J01 ANTIBACTERIENS SYSTEMIQ.	7,276,473	3.5	J05 ANTIVIRAUX SYSTEMIQUES	138,281,508	4.2
N06 PSYCHO ANALEPTIQUES	7,206,014	3.5	C09 PROD ACT SYS RENIN-ANGIO	131,334,411	4.0
M01 ANTIINFLAM ANTIRHUMAT VG	6,746,471	3.3	C10 PR.LIPID-REGUL.A-ATHEROM	104,125,111	3.2
R03 ANTIASTHM & COPD PRDTS	6,188,756	3.0	A02 A-ACID.A-FLATUL.A-ULCER.	94,013,399	2.9

Source: IQVIA – LMPB services – Selling In data

The top 10 fastest growing ATC in units and value (in absolute growth, registered products)

Fastest Growing ATC in Units	Units abs. MAT/06/2022	Absolute Growth in units	Fastest Growing ATC in Value	Value abs. MAT/06/2022	Absolute Growth in value
N02 ANALGESIQUES	24,541,882	4,378,510	N02 ANALGESIQUES	€ 174,645,677	47,049,208
R05 ANTITUSSIFS PREP BRONCH	8,677,597	3,668,975	A10 ANTIDIABETIQUES	€ 221,449,410	29,490,377
J01 ANTIBACTERIENS SYSTEMIQ.	7,276,473	2,156,585	R03 ANTIASTHM & COPD PRDTS	€ 209,799,471	24,895,489
R01 ANTIINF DECONGEST RHINO	9,008,537	2,114,073	L04 IMMUNOSUPPRESSEURS	€ 350,916,690	22,313,990
R02 ANTIINF DECONGEST PHARYNX	3,977,632	1,372,136	R05 ANTITUSSIFS PREP BRONCH	€ 47,770,515	17,716,331
M01 ANTIINFLAM ANTIRHUMAT VG	6,746,471	1,010,368	B01 THROMBOLYTIQUES	€ 274,209,499	15,960,426
R03 ANTIASTHM & COPD PRDTS	6,188,756	923,235	A07 PROD TROUBLES INTESTINAUX	€ 36,926,936	10,699,529
A07 PROD TROUBLES INTESTINAUX	2,670,491	778,962	J01 ANTIBACTERIENS SYSTEMIQ.	€ 44,626,010	10,141,694
R06 ANTIHISTAMINIQUES V GENER	4,021,526	518,638	B02 AUT PROD SYST COAG SGNET	€ 57,151,459	9,883,787
S01 PRDT OPHTALMOLOGIQUES	5,378,838	464,536	M01 ANTIINFLAM ANTIRHUMAT VG	€ 55,845,257	9,211,043

Source: IQVIA – LMPB services – Selling In data