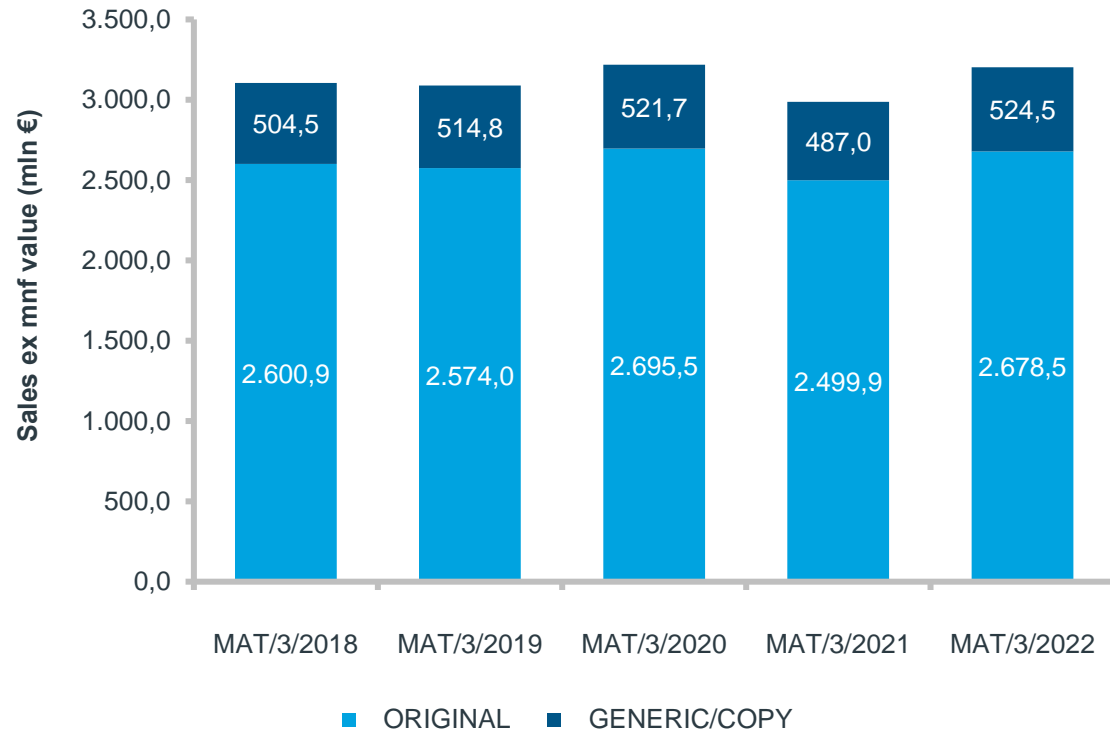


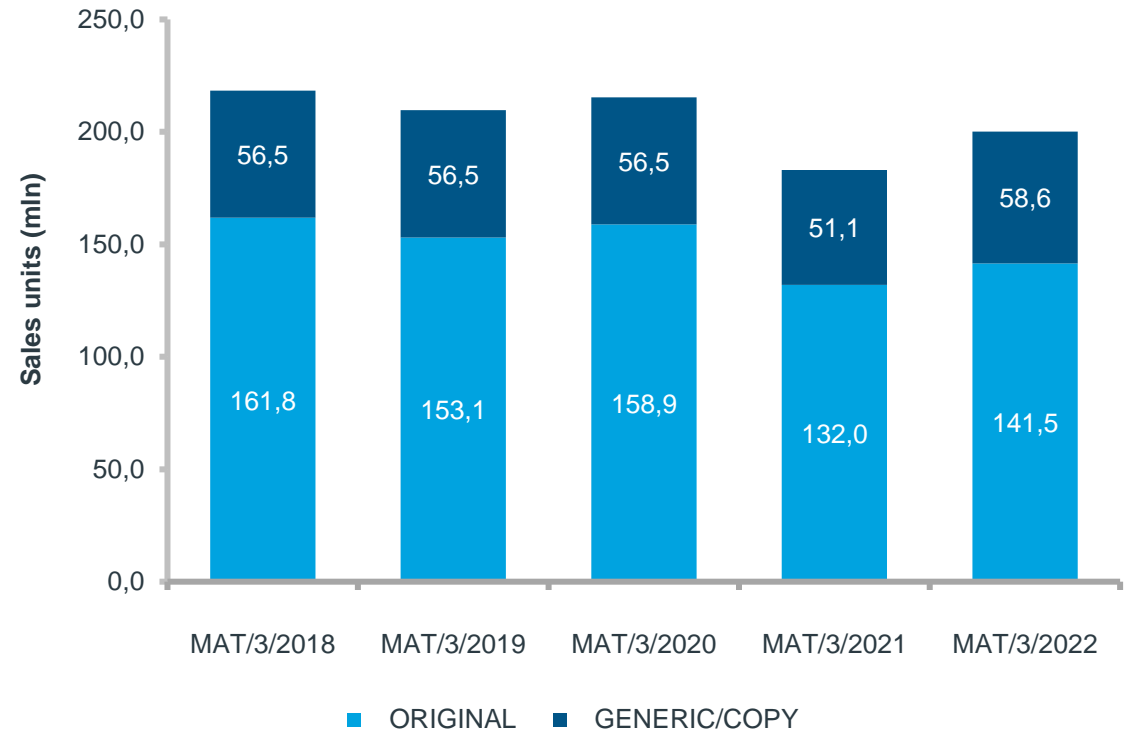
The Belgian retail market is worth €3,20 billion

It shows growth in both value and units for the current MAT

Sales Evolution – Value ex-mnf



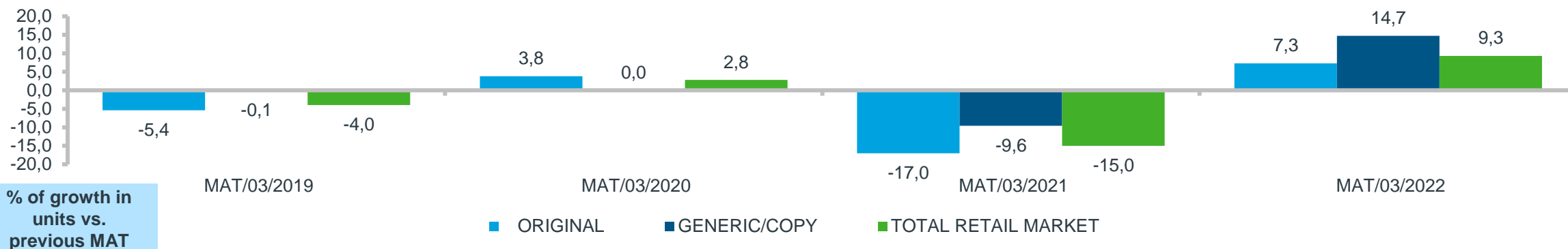
Sales Evolution – Units



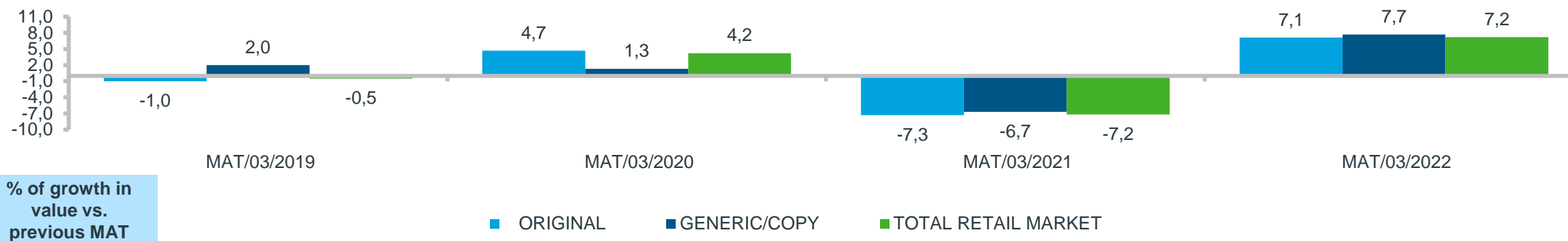
Source: IQVIA – LMPB services – Selling In data

Retail market BE: original vs generics

The total retail market in units shows an increase of 9,3%, where the generic/copy grows with 14,7% (Sales Evolution – Units)



In value, the total retail grows with 7,2%, while the generic/copy market also shows an increase of 7,7% (Sales Evolution – Value)



Source: IQVIA – LMPB services – Selling In data

The top 10 best selling ATC classes in retail in units and value (registered products)

Top 10 Best Selling ATC classes in retail	Units abs. MAT/03/2022	% of BE Retail Market	Top 10 Best Selling ATC classes in retail	Value abs. MAT/03/2022	% of BE Retail Market
N02 ANALGESIQUES	23,939,914	12.0	L04 IMMUNOSUPPRESSEURS	340,959,008	10.6
N05 PSYCHOLEPTIQUES	13,781,897	6.9	B01 THROMBOLYTIQUES	270,768,608	8.5
A02 A-ACID.A-FLATUL.A-ULCER.	9,972,735	5.0	A10 ANTIDIABETIQUES	212,777,472	6.6
R01 ANTIINF DECONGEST RHINO	8,397,842	4.2	R03 ANTIASTHM & COPD PRDTS	204,325,440	6.4
A10 ANTIDIABETIQUES	8,099,317	4.0	N02 ANALGESIQUES	165,547,648	5.2
N06 PSYCHO ANALEPTIQUES	7,157,685	3.6	N05 PSYCHOLEPTIQUES	146,112,704	4.6
R05 ANTITUSSIFS PREP BRONCH	7,148,488	3.6	J05 ANTIVIRAUX SYSTEMIQUES	135,704,656	4.2
J01 ANTIBACTERIENS SYSTEMIQ.	6,636,404	3.3	C09 PROD ACT SYS RENIN-ANGIO	131,314,528	4.1
M01 ANTIINFLAM ANTIRHUMAT VG	6,513,549	3.3	C10 PR.LIPID-REGUL.A-ATHEROM	100,631,272	3.1
C09 PROD ACT SYS RENIN-ANGIO	6,136,872	3.1	A02 A-ACID.A-FLATUL.A-ULCER.	95,425,848	3.0

Source: IQVIA – LMPB services – Selling In data

The top 10 fastest growing ATC in units and value (in absolute growth, registered products)

Fastest Growing ATC in Units	Units abs. MAT/03/2022	Absolute Growth in units	Fastest Growing ATC in Value	Value abs. MAT/03/2022	Absolute Growth in value
N02 ANALGESIQUES	23,939,914	4,583,454	N02 ANALGESIQUES	€ 165,547,648	41,943,080
R05 ANTITUSSIFS PREP BRONCH	7,148,488	1,907,973	A10 ANTIDIABETIQUES	€ 212,777,472	30,478,432
J01 ANTIBACTERIENS SYSTEMIQ.	6,636,404	1,698,974	R03 ANTIASTHM & COPD PRDTS	€ 204,325,440	25,512,080
R01 ANTIINF DECONGEST RHINO	8,397,842	1,566,830	B01 THROMBOLYTIQUES	€ 270,768,608	20,100,704
M01 ANTIINFLAM ANTIRHUMAT VG	6,513,549	1,122,309	L04 IMMUNOSUPPRESSEURS	€ 340,959,008	17,932,832
R03 ANTIASTHM & COPD PRDTS	5,987,634	987,398	B02 AUT PROD SYST COAG SGNET	€ 55,982,780	12,290,128
A07 PROD TROUBLES INTESTINAUX	2,433,310	582,237	R05 ANTITUSSIFS PREP BRONCH	€ 40,012,448	8,752,026
R02 ANTIINF DECONGEST PHARYNX	3,350,872	506,303	M01 ANTIINFLAM ANTIRHUMAT VG	€ 53,228,092	8,042,408
A10 ANTIDIABETIQUES	8,099,317	470,999	J01 ANTIBACTERIENS SYSTEMIQ.	€ 41,525,760	7,482,324
N06 PSYCHO ANALEPTIQUES	7,157,685	460,879	R01 ANTIINF DECONGEST RHINO	€ 40,233,236	6,825,904

Source: IQVIA – LMPB services – Selling In data