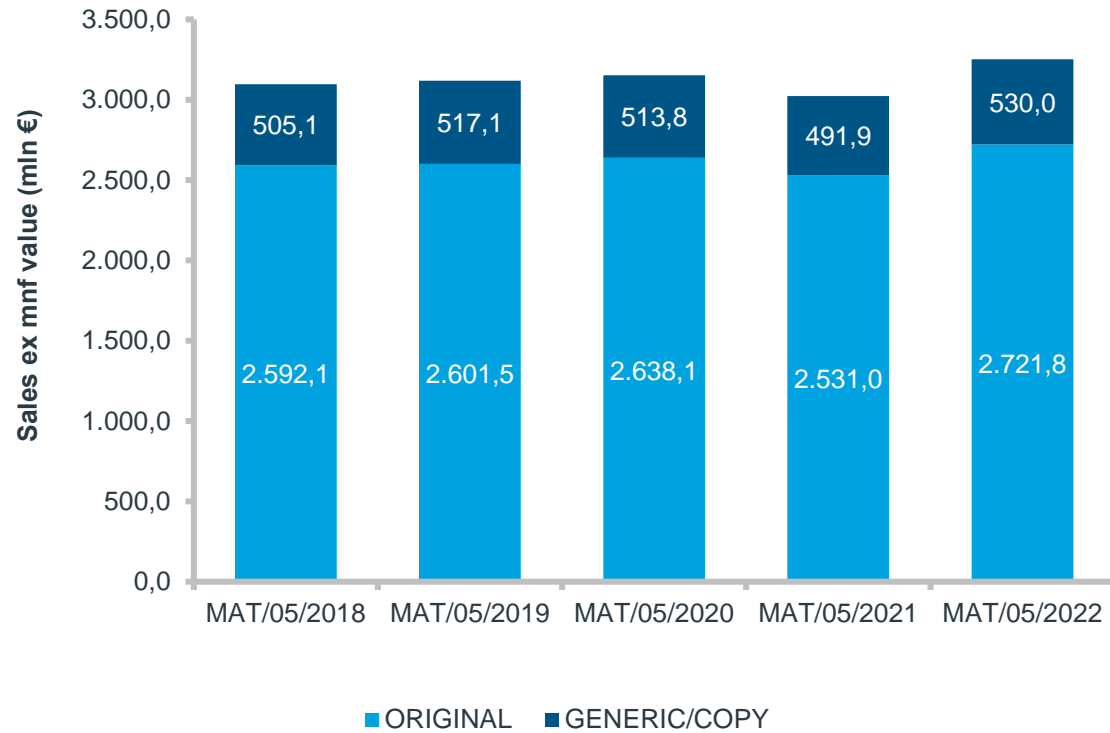


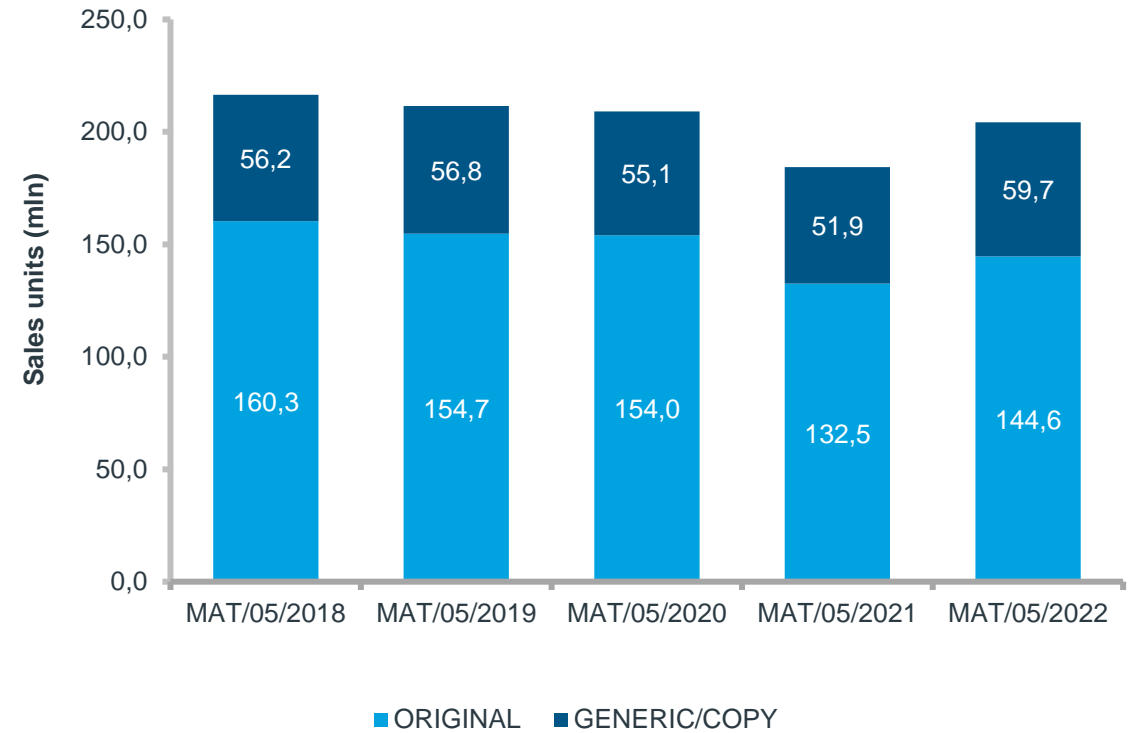
The Belgian retail market is worth €3,25 billion

It shows growth in both value and units for the current MAT

Sales Evolution – Value ex-mnf



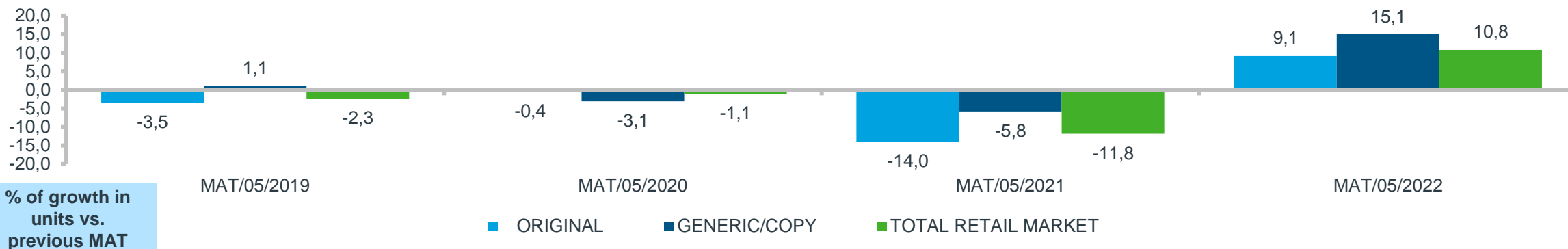
Sales Evolution – Units



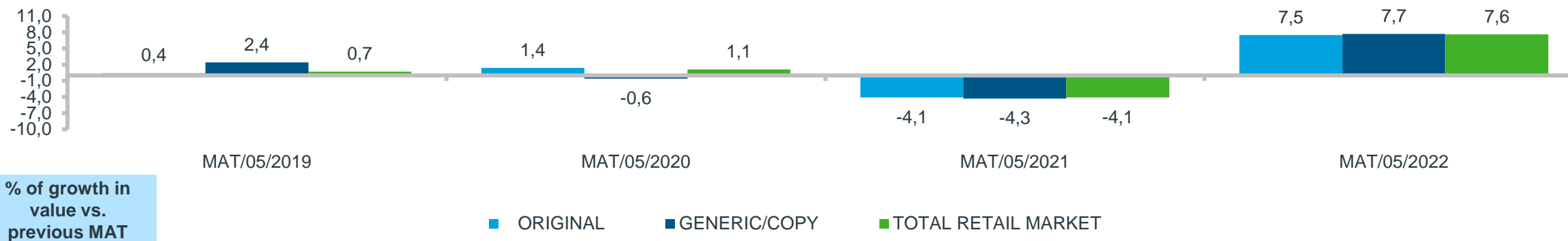
Source: IQVIA – LMPB services – Selling In data

Retail market BE: original vs generics

The total retail market in units shows an increase of 10,8%, where the generic/copy grows with 15,1% (Sales Evolution – Units)



In value, the total retail grows with 7,6%, while the generic/copy market also shows an increase of 7,7% (Sales Evolution – Value)



Source: IQVIA – LMPB services – Selling In data

The top 10 best selling ATC classes in retail in units and value (registered products)

Top 10 Best Selling ATC classes in retail	Units abs. MAT/05/2022	% of BE Retail Market	Top 10 Best Selling ATC classes in retail	Value abs. MAT/05/2022	% of BE Retail Market
N02 ANALGESIQUES	24,431,228	12.0	L04 IMMUNOSUPPRESSEURS	345,950,099	10.6
N05 PSYCHOLEPTIQUES	13,708,885	6.7	B01 THROMBOLYTIQUES	273,305,970	8.4
A02 A-ACID.A-FLATUL.A-ULCER.	9,960,241	4.9	A10 ANTIDIABETIQUES	218,885,973	6.7
R01 ANTIINF DECONGEST RHINO	8,818,290	4.3	R03 ANTIASTHM & COPD PRDTS	208,472,870	6.4
R05 ANTITUSSIFS PREP BRONCH	8,301,338	4.1	N02 ANALGESIQUES	172,270,247	5.3
A10 ANTIDIABETIQUES	8,269,974	4.0	N05 PSYCHOLEPTIQUES	145,649,361	4.5
N06 PSYCHO ANALEPTIQUES	7,186,443	3.5	J05 ANTIVIRAUX SYSTEMIQUES	137,352,023	4.2
J01 ANTIBACTERIENS SYSTEMIQ.	7,073,996	3.5	C09 PROD ACT SYS RENIN-ANGIO	131,354,629	4.0
M01 ANTIINFLAM ANTIRHUMAT VG	6,662,991	3.3	C10 PR.LIPID-REGUL.A-ATHEROM	102,511,849	3.2
C09 PROD ACT SYS RENIN-ANGIO	6,125,540	3.0	A02 A-ACID.A-FLATUL.A-ULCER.	94,858,739	2.9

Source: IQVIA – LMPB services – Selling In data

The top 10 fastest growing ATC in units and value (in absolute growth, registered products)

Fastest Growing ATC in Units	Units abs. MAT/05/2022	Absolute Growth in units	Fastest Growing ATC in Value	Value abs. MAT/05/2022	Absolute Growth in value
N02 ANALGESIQUES	24,431,228	4,866,830	N02 ANALGESIQUES	€ 172,270,247	48,011,733
R05 ANTITUSSIFS PREP BRONCH	8,301,338	3,268,073	A10 ANTIDIABETIQUES	€ 218,885,973	30,237,810
J01 ANTIBACTERIENS SYSTEMIQ.	7,073,996	2,099,528	R03 ANTIASTHM & COPD PRDTS	€ 208,472,870	26,363,424
R01 ANTIINF DECONGEST RHINO	8,818,290	1,998,472	L04 IMMUNOSUPPRESSEURS	€ 345,950,099	18,880,892
R02 ANTIINF DECONGEST PHARYNX	3,809,486	1,121,436	B01 THROMBOLYTIQUES	€ 273,305,970	17,672,023
M01 ANTIINFLAM ANTIRHUMAT VG	6,662,991	1,031,087	R05 ANTITUSSIFS PREP BRONCH	€ 45,872,919	15,682,054
R03 ANTIASTHM & COPD PRDTS	6,124,478	974,945	J01 ANTIBACTERIENS SYSTEMIQ.	€ 43,694,251	9,859,799
R06 ANTIHISTAMINIQUES V GENER	4,050,251	700,771	B02 AUT PROD SYST COAG SGNET	€ 56,778,523	9,842,048
A07 PROD TROUBLES INTESTINAUX	2,541,948	670,410	A07 PROD TROUBLES INTESTINAUX	€ 34,859,474	8,875,623
A10 ANTIDIABETIQUES	8,269,974	574,534	M01 ANTIINFLAM ANTIRHUMAT VG	€ 54,941,985	8,820,750

Source: IQVIA – LMPB services – Selling In data