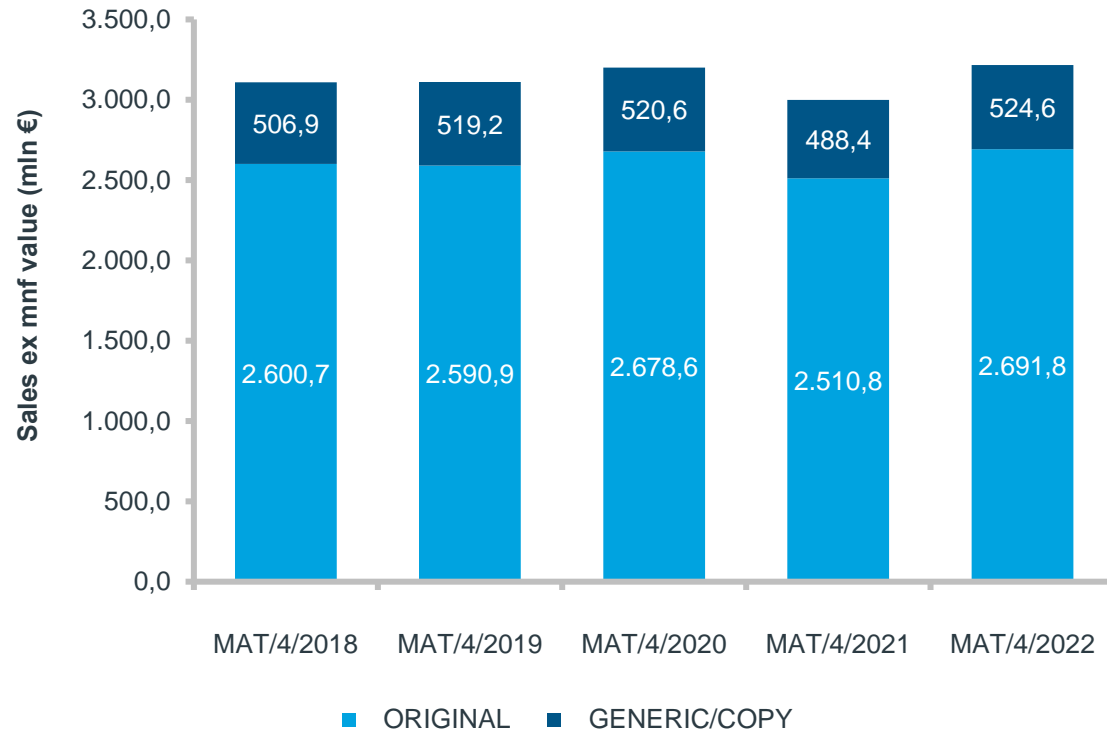


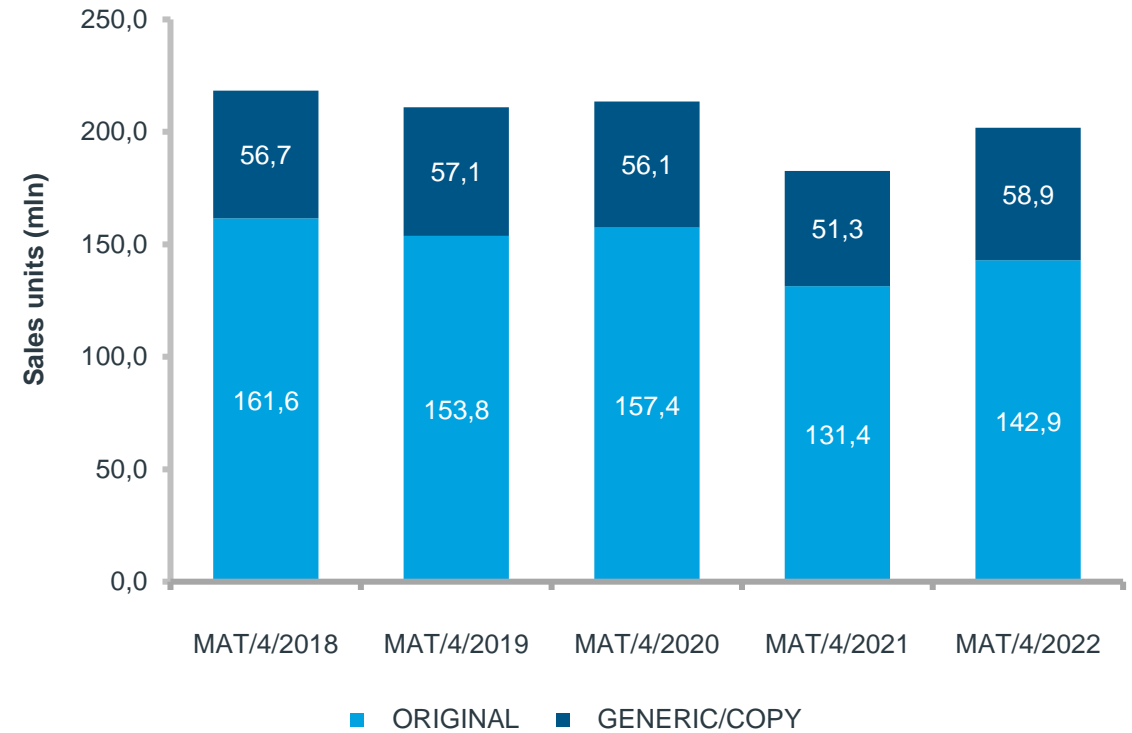
The Belgian retail market is worth €3,22 billion

It shows growth in both value and units for the current MAT

Sales Evolution – Value ex-mnf



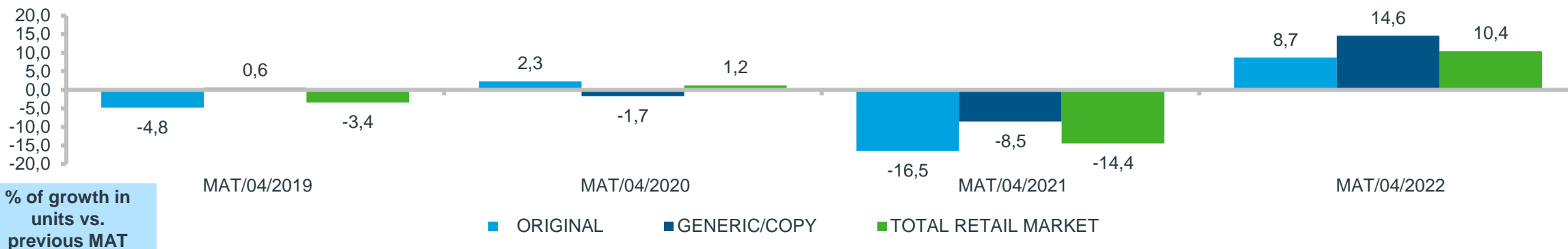
Sales Evolution – Units



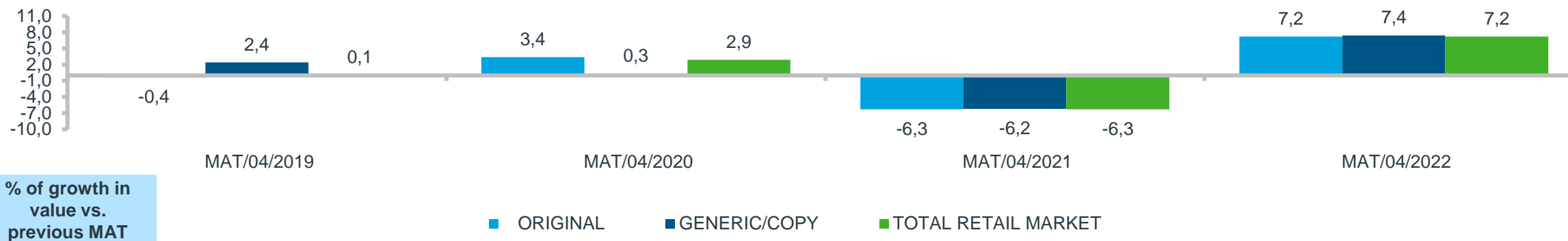
Source: IQVIA – LMPB services – Selling In data

Retail market BE: original vs generics

The total retail market in units shows an increase of 10,4%, where the generic/copy grows with 14,6% (Sales Evolution – Units)



In value, the total retail grows with 7,2%, while the generic/copy market also shows an increase of 7,4% (Sales Evolution – Value)



Source: IQVIA – LMPB services – Selling In data

The top 10 best selling ATC classes in retail in units and value (registered products)

Top 10 Best Selling ATC classes in retail	Units abs. MAT/04/2022	% of BE Retail Market	Top 10 Best Selling ATC classes in retail	Value abs. MAT/04/2022	% of BE Retail Market
N02 ANALGESIQUES	24,293,986	12.0	L04 IMMUNOSUPPRESSEURS	341,416,896	10.6
N05 PSYCHOLEPTIQUES	13,701,915	6.8	B01 THROMBOLYTIQUES	271,386,592	8.4
A02 A-ACID.A-FLATUL.A-ULCER.	9,963,574	4.9	A10 ANTIDIABETIQUES	215,225,040	6.7
R01 ANTIINF DECONGEST RHINO	8,650,039	4.3	R03 ANTIASTHM & COPD PRDTS	205,875,840	6.4
A10 ANTIDIABETIQUES	8,127,554	4.0	N02 ANALGESIQUES	169,174,112	5.3
R05 ANTITUSSIFS PREP BRONCH	7,808,528	3.9	N05 PSYCHOLEPTIQUES	145,205,808	4.5
N06 PSYCHO ANALEPTIQUES	7,144,487	3.5	J05 ANTIVIRAUX SYSTEMIQUES	135,912,576	4.2
J01 ANTIBACTERIENS SYSTEMIQ.	6,831,774	3.4	C09 PROD ACT SYS RENIN-ANGIO	130,973,464	4.1
M01 ANTIINFLAM ANTIRHUMAT VG	6,552,267	3.2	C10 PR.LIPID-REGUL.A-ATHEROM	101,075,296	3.1
C09 PROD ACT SYS RENIN-ANGIO	6,115,429	3.0	A02 A-ACID.A-FLATUL.A-ULCER.	94,996,568	3.0

Source: IQVIA – LMPB services – Selling In data

The top 10 fastest growing ATC in units and value (in absolute growth, registered products)

Fastest Growing ATC in Units	Units abs. MAT/04/2022	Absolute Growth in units	Fastest Growing ATC in Value	Value abs. MAT/04/2022	Absolute Growth in value
N02 ANALGESIQUES	24,293,986	5,281,400	N02 ANALGESIQUES	€ 169,174,112	47,474,168
R05 ANTITUSSIFS PREP BRONCH	7,808,528	2,719,084	A10 ANTIDIABETIQUES	€ 215,225,040	30,136,800
J01 ANTIBACTERIENS SYSTEMIQ.	6,831,774	1,902,057	R03 ANTIASTHM & COPD PRDTS	€ 205,875,840	26,057,152
R01 ANTIINF DECONGEST RHINO	8,650,039	1,855,618	B01 THROMBOLYTIQUES	€ 271,386,592	18,581,728
R03 ANTIASTHM & COPD PRDTS	6,043,636	1,016,212	L04 IMMUNOSUPPRESSEURS	€ 341,416,896	16,272,000
M01 ANTIINFLAM ANTIRHUMAT VG	6,552,267	999,415	R05 ANTITUSSIFS PREP BRONCH	€ 43,344,256	12,832,880
R02 ANTIINF DECONGEST PHARYNX	3,644,776	948,750	B02 AUT PROD SYST COAG SGNET	€ 56,821,988	12,121,704
A07 PROD TROUBLES INTESTINAUX	2,480,096	660,488	J01 ANTIBACTERIENS SYSTEMIQ.	€ 42,453,996	8,741,432
S01 PRDT OPHTALMOLOGIQUES	5,262,331	471,680	M01 ANTIINFLAM ANTIRHUMAT VG	€ 53,782,460	8,070,144
A10 ANTIDIABETIQUES	8,127,554	444,638	R01 ANTIINF DECONGEST RHINO	€ 41,369,028	8,028,308

Source: IQVIA – LMPB services – Selling In data