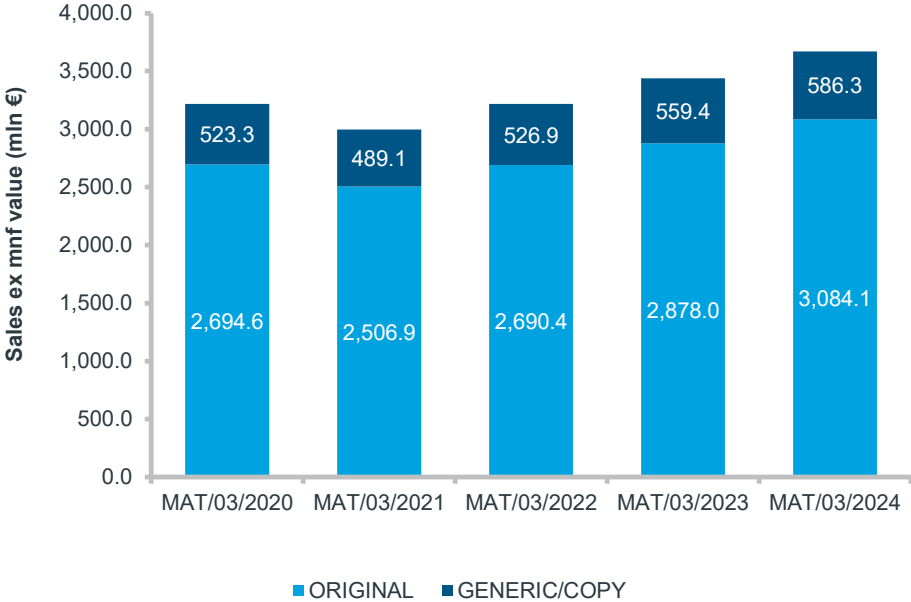


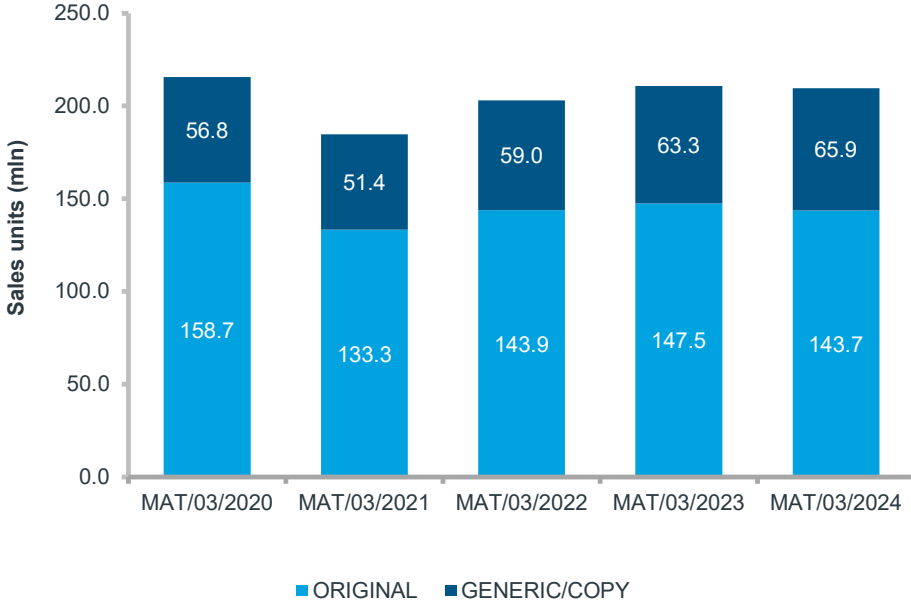
The Belgian retail market is worth €3,67 billion

It shows growth in value and decrease in units for the current MAT

Sales Evolution – Value ex-mnf



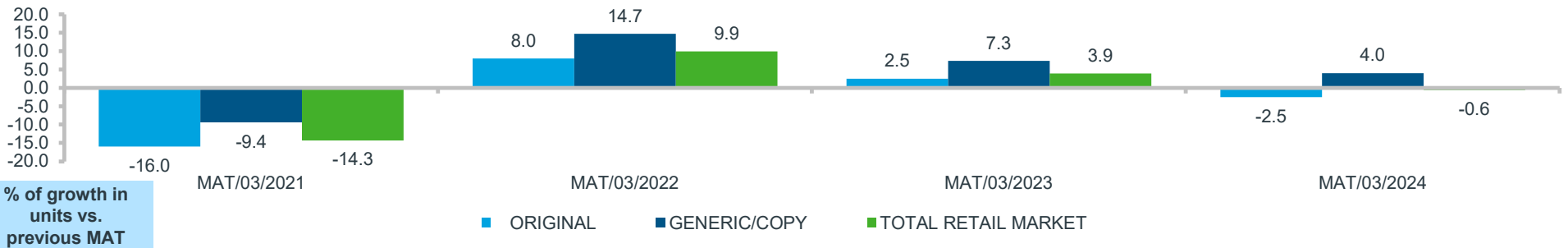
Sales Evolution – Units



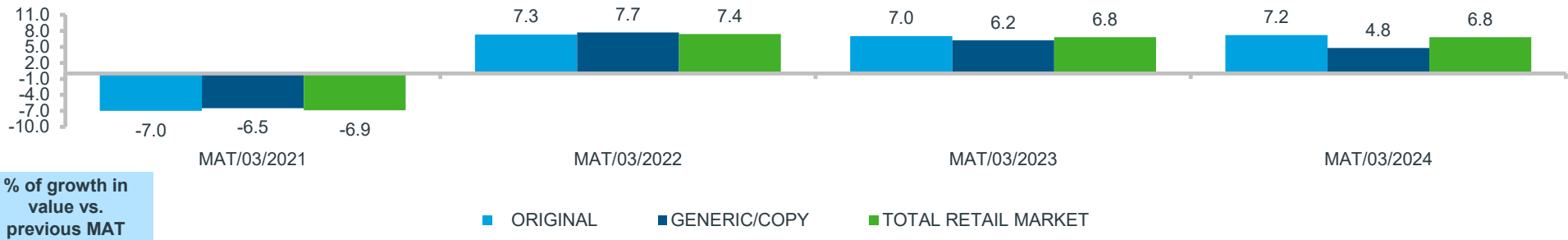
Source: IQVIA – LMPB services – Selling In data

Retail market BE: original vs generics

The total retail market in units shows a decrease of -0,6%, where the generic/copy grows with 4,0% (Sales Evolution – Units)



In value, the total retail grows with 6,8%, while the generic/copy market also shows an increase of 4,8% (Sales Evolution – Value)



Source: IQVIA – LMPB services – Selling In data

The top 10 best selling ATC classes in retail in units and value (registered products)

Top 10 Best Selling ATC classes in retail	Units abs. MAT/03/2024	% of BE Retail Market	Top 10 Best Selling ATC classes in retail	Value abs. MAT/03/2024	% of BE Retail Market
N02 ANALGESIQUES	25,422,144	12.1	L04 IMMUNOSUPPRESSEURS	406,877,625	11.1
N05 PSYCHOLEPTIQUES	13,033,172	6.2	A10 ANTIDIABETIQUES	289,396,477	7.9
R05 ANTITUSSIFS PREP BRONCH	10,129,423	4.8	B01 THROMBOLYTIQUES	286,824,524	7.8
A02 A-ACID.A-FLATUL.A-ULCER.	10,068,500	4.8	R03 ANTIASTHM & COPD PRDTS	244,077,346	6.6
A10 ANTIDIABETIQUES	9,207,174	4.4	N02 ANALGESIQUES	197,373,015	5.4
R01 ANTIINF DECONGEST RHINO	9,054,895	4.3	C10 PR.LIPID-REGUL.A-ATHEROM	183,018,975	5.0
J01 ANTIBACTERIENS SYSTEMIQ.	8,420,430	4.0	J05 ANTIVIRAUX SYSTEMIQUES	148,520,902	4.0
N06 PSYCHO ANALEPTIQUES	7,481,883	3.6	C09 PROD ACT SYS RENIN-ANGIO	145,117,625	4.0
C10 PR.LIPID-REGUL.A-ATHEROM	6,897,043	3.3	N05 PSYCHOLEPTIQUES	141,115,688	3.8
R03 ANTIASTHM & COPD PRDTS	6,474,545	3.1	A02 A-ACID.A-FLATUL.A-ULCER.	95,970,513	2.6

Source: IQVIA – LMPB services – Selling In data

The top 10 fastest growing ATC in units and value (in absolute growth, registered products)

Fastest Growing ATC in Units	Units abs. MAT/03/2024	Absolute Growth in units	Fastest Growing ATC in Value	Value abs. MAT/03/2024	Absolute Growth in value
C10 PR.LIPID-REGUL.A-ATHEROM	6,897,043	646,855	C10 PR.LIPID-REGUL.A-ATHEROM	€ 183,018,975	50,750,962
A10 ANTIDIABETIQUES	9,207,174	581,474	A10 ANTIDIABETIQUES	€ 289,396,477	36,956,217
R06 ANTIHISTAMINIQUES V GENER	4,442,498	412,360	D05 PRD NN STER TR.INFL.CUT.	€ 88,786,024	35,344,961
N06 PSYCHO ANALEPTIQUES	7,481,883	297,536	L04 IMMUNOSUPPRESSEURS	€ 406,877,625	24,531,178
A02 A-ACID.A-FLATUL.A-ULCER.	10,068,500	237,952	R03 ANTIASTHM & COPD PRDTS	€ 244,077,346	19,944,875
C09 PROD ACT SYS RENIN-ANGIO	6,278,558	207,439	C09 PROD ACT SYS RENIN-ANGIO	€ 145,117,625	9,829,948
M01 ANTIINFLAM ANTIRHUMAT VG	5,414,400	194,300	A07 PROD TROUBLES INTESTINAUX	€ 55,965,662	8,927,105
S01 PRDT OPHTALMOLOGIQUES	5,889,458	175,459	N02 ANALGESIQUES	€ 197,373,015	8,498,549
J07 VACCINS	3,182,385	173,000	J05 ANTIVIRAUX SYSTEMIQUES	€ 148,520,902	6,879,469
J01 ANTIBACTERIENS SYSTEMIQ.	8,420,430	158,040	J07 VACCINS	€ 71,964,556	6,867,421

Source: IQVIA – LMPB services – Selling In data