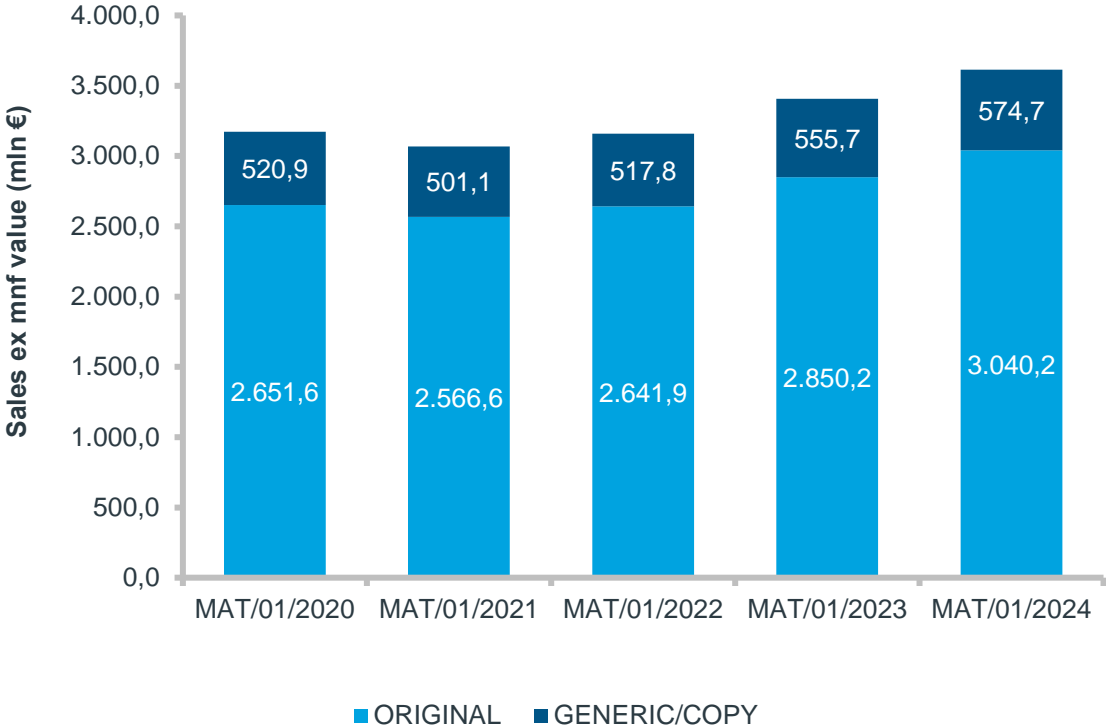


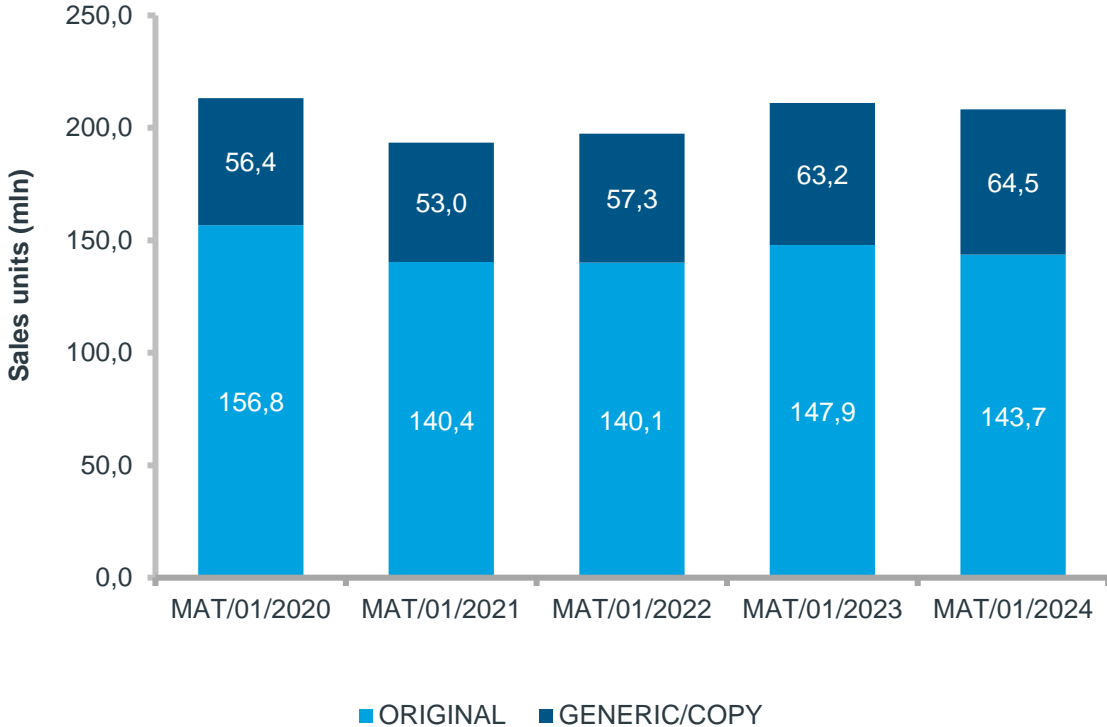
The Belgian retail market is worth €3,62 billion

It shows growth in value and decrease in units for the current MAT

Sales Evolution – Value ex-mnf



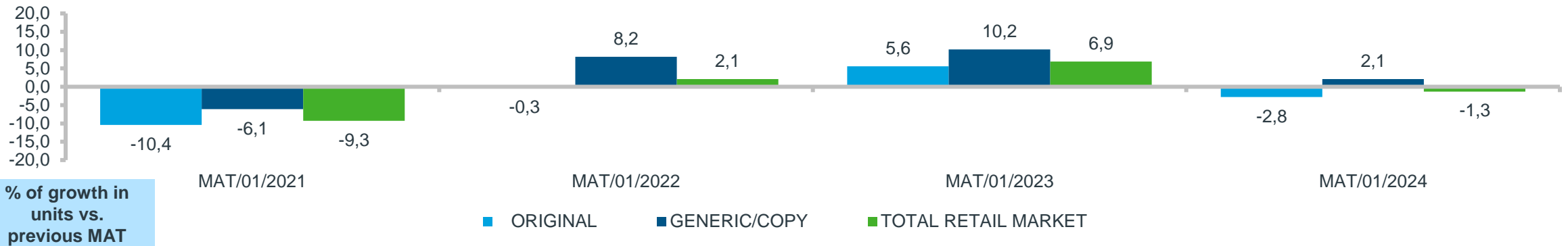
Sales Evolution – Units



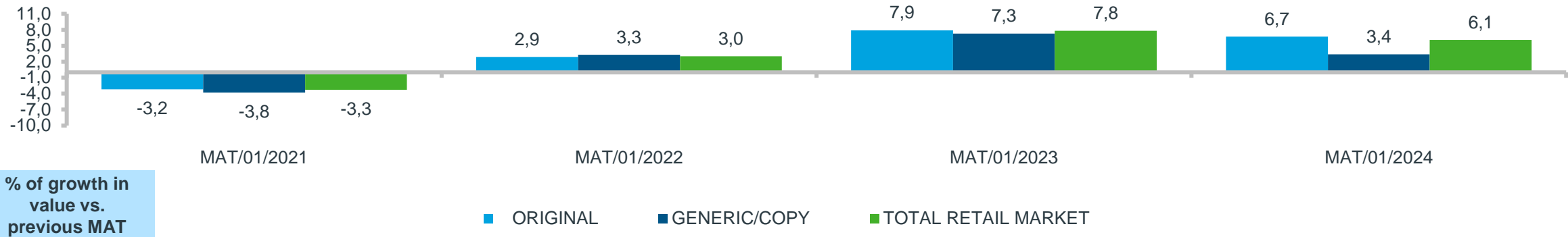
Source: IQVIA – LMPB services – Selling In data

Retail market BE: original vs generics

The total retail market in units shows a decrease of -1,3%, where the generic/copy grows with 2,1% (Sales Evolution – Units)



In value, the total retail grows with 6,1%, while the generic/copy market also shows an increase of 3,4% (Sales Evolution – Value)



Source: IQVIA – LMPB services – Selling In data

The top 10 best selling ATC classes in retail in units and value (registered products)

Top 10 Best Selling ATC classes in retail	Units abs. MAT/01/2024	% of BE Retail Market	Top 10 Best Selling ATC classes in retail	Value abs. MAT/01/2024	% of BE Retail Market
N02 ANALGESIQUES	25,354,202	12.2	L04 IMMUNOSUPPRESSEURS	401,449,125	11.1
N05 PSYCHOLEPTIQUES	12,915,539	6.2	B01 THROMBOLYTIQUES	285,074,643	7.9
R05 ANTITUSSIFS PREP BRONCH	10,540,211	5.1	A10 ANTIDIABETIQUES	285,029,089	7.9
A02 A-ACID.A-FLATUL.A-ULCER.	9,866,907	4.7	R03 ANTIASTHM & COPD PRDTS	238,009,298	6.6
A10 ANTIDIABETIQUES	9,115,824	4.4	N02 ANALGESIQUES	195,125,244	5.4
R01 ANTIINF DECONGEST RHINO	9,061,007	4.4	C10 PR.LIPID-REGUL.A-ATHEROM	173,631,680	4.8
J01 ANTIBACTERIENS SYSTEMIQ.	8,207,504	3.9	J05 ANTIVIRAUX SYSTEMIQUES	147,315,778	4.1
N06 PSYCHO ANALEPTIQUES	7,339,151	3.5	C09 PROD ACT SYS RENIN-ANGIO	142,831,144	4.0
C10 PR.LIPID-REGUL.A-ATHEROM	6,753,163	3.2	N05 PSYCHOLEPTIQUES	140,292,696	3.9
R03 ANTIASTHM & COPD PRDTS	6,323,856	3.0	A02 A-ACID.A-FLATUL.A-ULCER.	93,747,863	2.6

Source: IQVIA – LMPB services – Selling In data

The top 10 fastest growing ATC in units and value (in absolute growth, registered products)

Fastest Growing ATC in Units	Units abs. MAT/01/2024	Absolute Growth in units	Fastest Growing ATC in Value	Value abs. MAT/01/2024	Absolute Growth in value
C10 PR.LIPID-REGUL.A-ATHEROM	6,753,163	606,341	C10 PR.LIPID-REGUL.A-ATHEROM	€ 173,631,680	49,263,793
A10 ANTIDIABETIQUES	9,115,824	582,114	A10 ANTIDIABETIQUES	€ 285,029,089	39,479,722
S01 PRDT OPHTALMOLOGIQUES	5,867,078	252,470	D05 PRD NN STER TR.INFL.CUT.	€ 85,345,084	37,124,290
J07 VACCINS	3,160,701	183,779	L04 IMMUNOSUPPRESSEURS	€ 401,449,125	22,350,949
C09 PROD ACT SYS RENIN-ANGIO	6,219,821	166,547	R03 ANTIASTHM & COPD PRDTS	€ 238,009,298	16,186,722
R06 ANTIHISTAMINIQUES V GENER	4,257,946	165,539	A07 PROD TROUBLES INTESTINAUX	€ 54,513,537	9,681,667
N06 PSYCHO ANALEPTIQUES	7,339,151	158,293	C09 PROD ACT SYS RENIN-ANGIO	€ 142,831,144	9,134,422
N07 A.PROD ACT SUR SNC	1,924,204	107,207	J07 VACCINS	€ 71,425,596	7,573,316
M01 ANTIINFLAM ANTIRHUMAT VG	5,309,252	104,845	N02 ANALGESIQUES	€ 195,125,244	7,500,078
D06 ANTIBIOTIQ&ANTIVIR TOPIQ	1,536,897	92,636	J05 ANTIVIRAUX SYSTEMIQUES	€ 147,315,778	5,709,567

Source: IQVIA – LMPB services – Selling In data