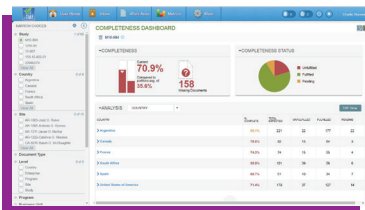


IQVIA™ eTMF

Helps plan, manage, monitor and maintain an inspection-ready eTMF. Keep your study on track and compliant - always.

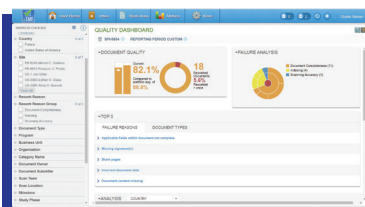
HOW IS IT DIFFERENT?

Our “Quality by Design” approach promotes real-time eTMF compliance. Dashboards, metrics and KPIs offer instant insight into your eTMF health and guide you through addressing any issues to improve process efficiencies. Our KPI metrics of Completeness, Quality, and Timeliness help you proactively identify and correct problems and accurately measure results to improve productivity and expedite timelines.



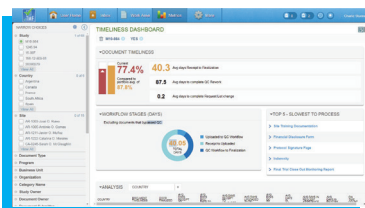
COMPLETENESS

Quickly identify missing and overdue documents based on what should be in your TMF at this point in the trial and take action.



QUALITY

Understand why documents are failing QC and how often they must be resubmitted and corrected.



TIMELINESS

Measure whether documents are being promptly filed and finalized in eTMF once received.



COMPLETE

- Track all the evidence needed for your studies
- Know what documents are in and which are missing

CONSISTENT

- Integrate with your CTMS
- Incorporate the eTMF Master File List
- Generate a consistent set of artifacts every time

COMPLIANT

- Ensure regulatory compliance
- Maintain inspection readiness
- Avoid warning letters and fines

ALWAYS BE INSPECTION-READY

The IQVIA™ eTMF provides simple, intuitive, dashboards that deliver at-a-glance status overviews for each role. Users can easily understand what is missing and take immediate action.



Easy to Use



Our easy navigation features minimize training and improve end-to-end productivity.

- Role-based dashboards
- At-a-glance status overviews
- Intuitive navigation
- Minimal training necessary

Quick to Implement



Our accelerator package, made available at no cost, helps our clients with a quick path to victory, allowing full integration with your systems and processes. This package includes:

- Operational SOPs
- Training modules
- Validation package
- Risk assessment tools

Adapts to Your Needs



Built in study setup wizards provide planning tools to help enhance workflow and configure your eTMF to meet the specific demands of your study.

- Configurable for your requirements
- Adjustable based on your risk tolerance
- Each TMF planned based on your study-specific requirements